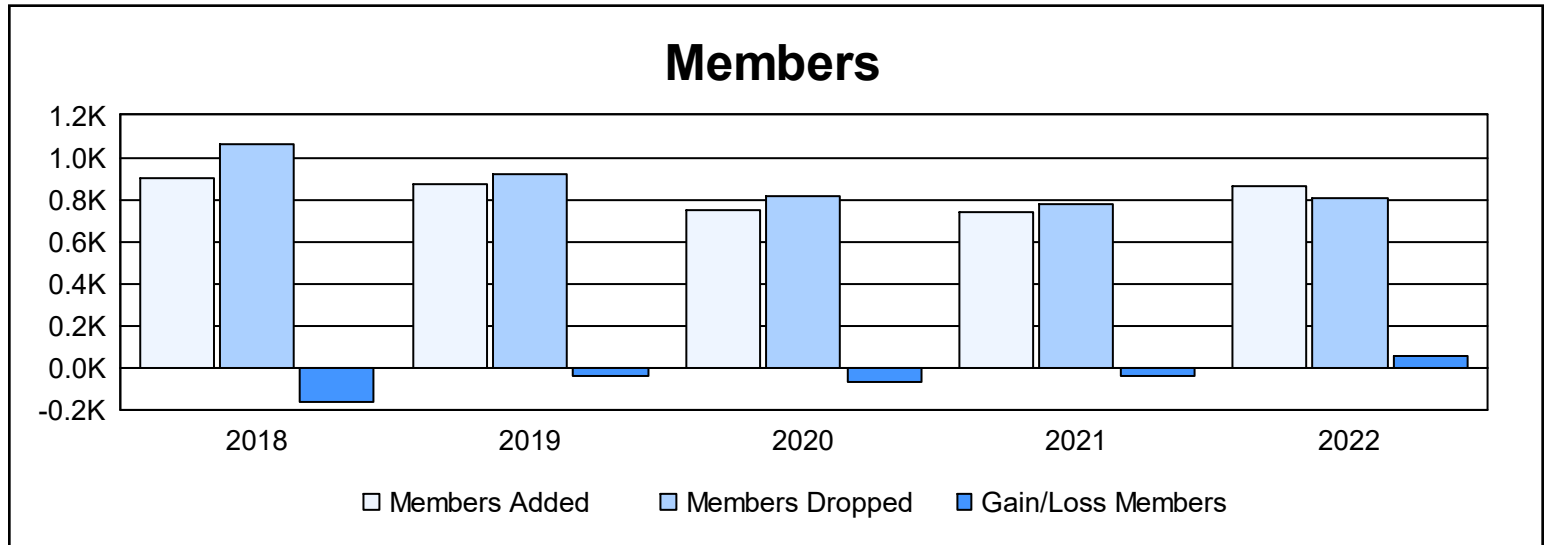
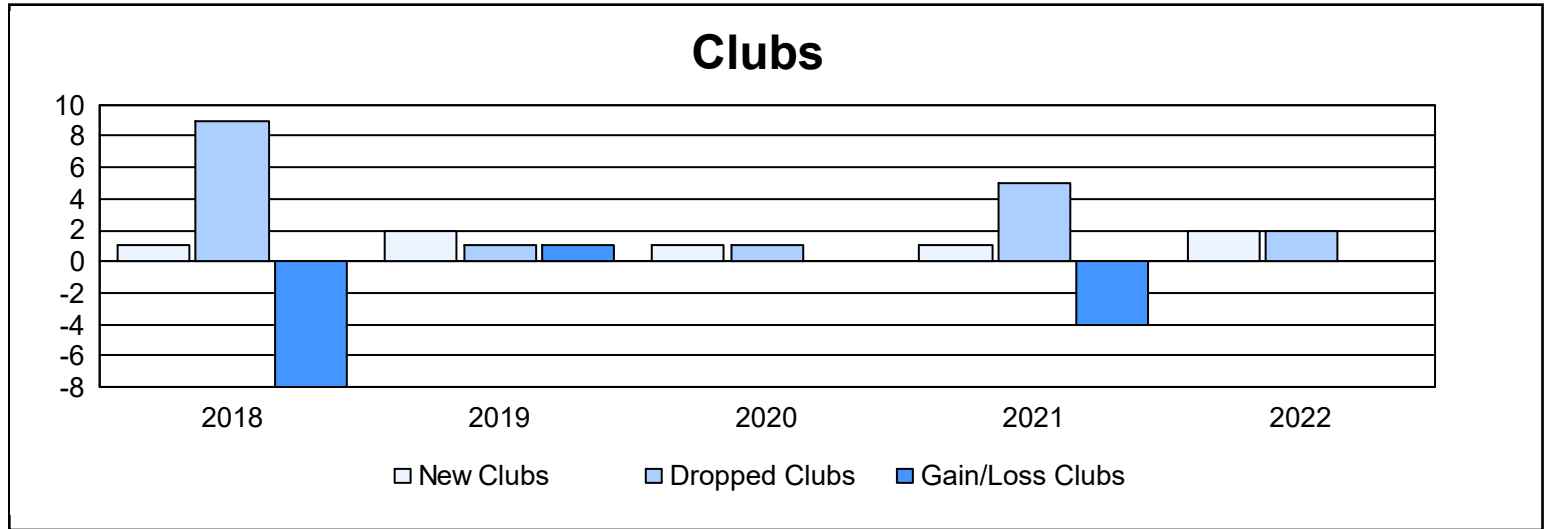
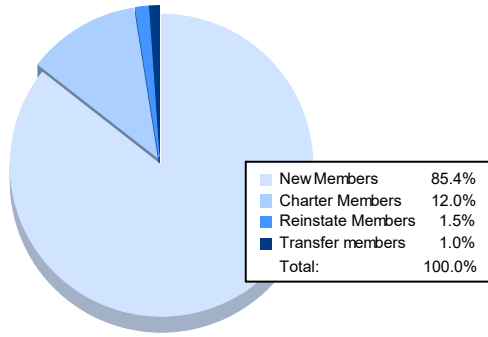


Year	New Clubs	Dropped Clubs	Gain/ Loss Clubs	New Members	Charter Members	Reinstate Members	Transfer Members	Total Member Added	Total Members Dropped	Gain/ Loss Members
2017-2018	1	9	-8	729	64	24	84	901	1,062	-161
2018-2019	2	1	1	749	98	23	4	874	915	-41
2019-2020	1	1	0	678	35	26	10	749	819	-70
2020-2021	1	5	-4	656	40	28	11	735	775	-40
2021-2022	2	2	0	738	104	13	9	864	809	55
<b>Average</b>	<b>1</b>	<b>4</b>	<b>-2</b>	<b>710</b>	<b>68</b>	<b>23</b>	<b>24</b>	<b>825</b>	<b>876</b>	<b>-51</b>



### Membership Composition June 2022 Cumulative



### Gender Composition June 2022 Cumulative

